

**E.1 INTERVIEWER:
INDICATE THE LANGUAGE OF THE INTERVIEW**

SPANISH 1 → Pass to READ INSTRUCTIONS

OTHER 2 → Go to Section F
SPECIFY



READ INSTRUCTIONS:

Next, we will present you with a series of exercises to see how your memory works. I am going to ask you some questions and ask you that you do some tasks. You will find that some of the tasks are easy and others are more difficult. It may be that you do not know the answers to all of the questions. There is no problem with this. No one can correctly answer all of the questions the first time. But it is important to make your best effort. If you are not sure of an answer, you can guess, or give me the best answer that you can think of. Do you have any questions?

IF RESPONDENT IS NOT USING GLASSES, PASS TO E.3

E.2 Do your glasses help you to see things close-up?

YES 1 → Go to E.5

NO 2 → Pass to E.3



E.3 Do you normally use (other) glasses to see things close-up?

YES 1 → Can you please put on your (these) glasses → Go to E.5

NO 2 → Pass to E.4



E.4 Do you have problems seeing things close-up without using glasses, for example to see objects on a page?

YES 1 → I need for you to look at this page. Let's see if these glasses help you.
(GIVE THE RESPONDENT THE MAGNIFYING LENSES) → Go to E.5

NO 2 → Go to E.5



E.5 READ INSTRUCTIONS:

Next, I will present you with a sentence to practice your reading abilities. Please read the text in a loud voice.

Take this medicine once a day after dinner

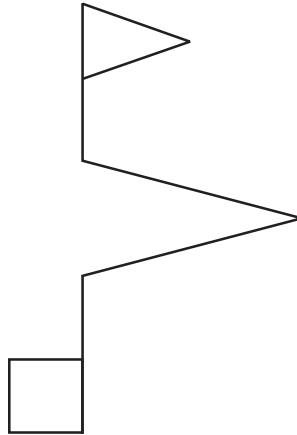
E.8 FIGURE-1

PRESENT THIS PAGE TO THE RESPONDENT WITH IT ORIENTED VERTICALLY, AND READ INSTRUCTIONS:

Draw this figure in the space below. Try to draw your figure exactly how appears on my page. I am going to time you. I will indicate when you can start and when to stop.

ALLOW ONLY ONE AND A HALF MINUTES (90 SECONDS) TO DRAW THE FIGURE.

E.8 FIGURE-1



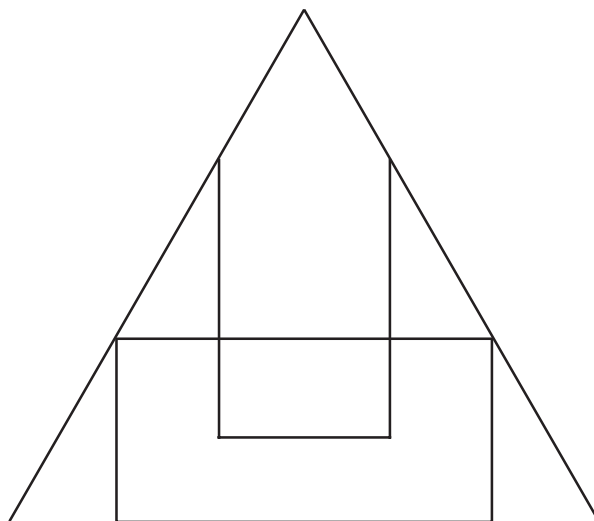
E.9 FIGURE-2

PRESENT THIS FIGURE (TRIANGLE) AND REPEAT THE INSTRUCTIONS:

Draw this figure in the space provided. Try to draw your figure so that it appears exactly like mine.

ALLOW ONLY ONE AND A HALF MINUTES (90 SECONDS) TO DRAW THE FIGURE.

E.9 FIGURE-2



E.10 VERBAL IMMEDIATE RECALL - Example 1

I'm going to read you a list of words. Listen carefully. When I finish reading them, you should repeat all the words that you can. It does not matter the order in which you repeat them.

IN CASE OF INTERVIEW WITH A COUPLE, ASK THE MONTH OF BIRTH OF EACH PERSON. USE LIST A FOR THE PERSON BORN IN THE EARLIER MONTH OF THE CALENDAR YEAR AND LIST B FOR THE LATTER ONE.

IN CASE OF SINGLE INTERVIEW IN THE HOUSEHOLD: USE LIST A IF TODAY IS MONDAY, WEDNESDAY OR FRIDAY
USE LIST B IF IT IS ANY OTHER DAY

INDICATE WHICH LIST YOU USED

LIST A 1
LIST B 2
REFUSED 8

_

READ THE LIST OF WORDS CLEARLY, ONE EVERY TWO SECONDS. DO NOT REPEAT WORDS AFTER READING THE LIST.

CIRCLE THE WORDS MENTIONED BY THE RESPONDENT IN EXERCISE # 1.

AFTER THE RESPONDENT FINISHES ANSWERING, WAIT 15 SECONDS AND PRESENT EXERCISE # 2.

E.11 VERBAL SKILLS - Exercise 2 and 3:

"I am going to read the same list one more time. Again, when I stop, tell me all the words that you can remember, including those that you said before."

FOLLOW THE SAME PROCEDURE AS IN EXERCISE # 1.

LIST A CIRCLE THE WORDS REMEMBERED

EXERCISE 1		EXERCISE 2		EXERCISE 3	
Cat	_	Pear	_	Mouse	_
Arm	_	Skirt	_	Lime	_
Pear	_	Chair	_	Arm	_
Lime	_	Cat	_	House	_
Chair	_	Mouse	_	Cat	_
House	_	Arm	_	Skirt	_
Mouse	_	House	_	Pear	_
Skirt	_	Lime	_	Chair	_
TOTAL NUMBER OF CORRECT WORDS	_	TOTAL NUMBER OF CORRECT WORDS	_	TOTAL NUMBER OF CORRECT WORDS	_

LIST B CIRCLE THE WORDS REMEMBERED


EXERCISE 1		EXERCISE 2		EXERCISE 3	
Dog	_	Bed	_	Table	_
Hand	_	Cow	_	Strawberry	_
Bed	_	Boot	_	Hand	_
Strawberry	_	Dog	_	Lemon	_
Boot	_	Table	_	Dog	_
Lemon	_	Hand	_	Cow	_
Table	_	Lemon	_	Bed	_
Cow	_	Strawberry	_	Boot	_
TOTAL NUMBER OF CORRECT WORDS	_	TOTAL NUMBER OF CORRECT WORDS	_	TOTAL NUMBER OF CORRECT WORDS	_


E.12 VISUAL SCANNING:

PRESENT THE TEST PAGE TO THE RESPONDENT SO THAT IT IS ORIENTED HORIZONTALLY IN SUCH A WAY THAT THE TEST PAGE HAS A SMALL DOT AT THE TOP OF THE PAGE. SHOW THIS SHEET WITH THE FIGURE ON IT, AND INSTRUCT THE RESPONDENT:

On the following page, please look for those figures that appear exactly the same as this one I am now showing you. Find as many figures as you can, and put a circle around each figure like I am doing. (WITH A PENCIL, CIRCLE AN EXAMPLE IN THE MIDDLE OF THE PAGE). Circle only the figures that are exactly like this one. Work as quickly as you can, until I tell you to stop”

BEGIN TO COUNT THE TIME WHEN THE RESPONDENT CIRCLES THE FIRST OBJECT, AND FINISH 60 SECONDS FROM THAT POINT.





E.13 VISUAL FIGURE RECALL

PRESENT THE RESPONDENT WITH THE BLANK SHEET SO THAT IT IS ORIENTED VERTICALLY, AND INSTRUCT:

Please recall the figures you drew before. Draw them again on this piece of paper.

SUGGEST TO THE RESPONDENT THAT S/HE CAN GUESS OR GIVE PARTIAL ANSWERS IF S/HE APPEARS TO BE INSECURE. IF THE RESPONDENT PRODUCES A DESIGN OF THE VISUAL SCANNING TEST, TELL THE RESPONDENT:

Please draw the other figures that you drew before.

PERMIT ONLY THREE MINUTES TO DRAW THE TWO FIGURES.

E.13 VISUAL FIGURE RECALL

E.14 VERBAL DELAYED MEMORY RECALL

Recall the long list of words that I read before? Please tell me all of the words of the list that you can remember, in whatever order you wish.

MARK THOSE WORDS WHICH THE RESPONDENT MENTIONS.

LIST A CIRCLE THE WORDS REMEMBERED

Cat	<input type="checkbox"/>
Arm	<input type="checkbox"/>
Pear	<input type="checkbox"/>
Lime	<input type="checkbox"/>
Chair	<input type="checkbox"/>
House	<input type="checkbox"/>
Mouse	<input type="checkbox"/>
Skirt	<input type="checkbox"/>
TOTAL NUMBER OF CORRECT WORDS	<input type="checkbox"/>

LIST B CIRCLE THE WORDS REMEMBERED

Dog	<input type="checkbox"/>
Hand	<input type="checkbox"/>
Bed	<input type="checkbox"/>
Strawberry	<input type="checkbox"/>
Boot	<input type="checkbox"/>
Lemon	<input type="checkbox"/>
Table	<input type="checkbox"/>
Cow	<input type="checkbox"/>
TOTAL NUMBER OF CORRECT WORDS	<input type="checkbox"/>

AFTER THE RESPONDENT HAS STOPPED ANSWERING, WAIT 15 SECONDS, THEN STOP

FINISH TIME: : :

PASS TO SECTION F

SUMMARY OF COGNITIVE TEST		
INTERVIEWER: DO NOT FILL (TO BE FILLED OUT BY CODER)		SCORE
E.8 AND E.9	COPYING OF FIGURES	<input type="checkbox"/>
E.12	VISUAL SCANNING	<input type="checkbox"/>
E.13	FIGURE RECALL	<input type="checkbox"/>